




Student Practice Sheet

Make our writing precise by adding an "es" to make nouns plural

Name _____




Date _____

Instructions: When the video asks you to pause, complete the activity below that has the same stop sign as you see in the video. The instructions are given in the video.

	<div style="display: flex; justify-content: space-between;"> <div style="width: 45%;"> <p>difficult</p> <p>shiny</p> <p>papers</p> <p>bottle</p> </div> <div style="width: 45%;"> <p>hotels</p> <p>table</p> <p>quietly</p> <p>boys</p> </div> </div>
	<div style="display: flex; justify-content: space-between;"> <div style="width: 45%;"> <p>fish ____</p> <p>class__</p> <p>hero__</p> <p>table__</p> </div> <div style="width: 45%;"> <p>marker__</p> <p>tax__</p> <p>stitch__</p> <p>jacket__</p> </div> </div>
	<p>As I was walking through the park, I saw many people sitting on benches,</p>


Student Practice Sheet

Make our writing precise by adding an "es" to make nouns plural

	<p>children playing on swings and other people walking to and from their errands.</p>
	<p>One person in particular caught my eye. She was carrying a stack of different-sized boxes that seemed like they were about to topple over.</p>
	<hr/> <hr/>
	<p>1. _____</p> <hr/> <hr/> <p>2. _____</p> <hr/> <hr/>

Student Practice Sheet

Make our writing precise by adding an "es" to make nouns plural



	<hr/> <hr/> <hr/> <hr/> <hr/> <hr/> <hr/> <hr/>
---	---

Student Practice Sheet

Make our writing precise by adding an "es" to make nouns plural





Answer Key

Instructions: Whenever the video asks you to pause, complete the activity below that has the same number as the stop sign in the video. The instructions are in the video.

	<div style="display: flex; justify-content: space-between;"> <div style="width: 45%;"> <p>difficult</p> <p>shiny</p> <p>papers</p> <p>bottle</p> </div> <div style="width: 45%;"> <p>hotels</p> <p>table</p> <p>quietly</p> <p>boys</p> </div> </div>
	<div style="display: flex; justify-content: space-between;"> <div style="width: 45%;"> <p>fish<u>es</u></p> <p>class<u>es</u></p> <p>hero<u>es</u></p> <p>table<u>s</u></p> </div> <div style="width: 45%;"> <p>marker<u>s</u></p> <p>tax<u>es</u></p> <p>stitch<u>es</u></p> <p>jacket<u>s</u></p> </div> </div> <p>Note: Some students may apply the rule of putting an -es on the end of a noun for all nouns and forget that regular nouns get an -s at</p>

Student Practice Sheet

Make our writing precise by adding an "es" to make nouns plural

	the end to make them plural.
	As I was walking through the park, I saw many people sitting on benches , children playing on swings and other people walking to and from their errands.
	One person in particular caught my eye. She was carrying a stack of different-sized boxes that seemed like they were about to topple over.
	<u>boxes</u> _____
	1. <u>In the containers, she was carrying all types of fruits and vegetables: tomatoes, apples, kiwis, and radishes.</u> _____ 2. <u>Mosquitoes were buzzing around in the heat of the summer when suddenly an enormous foot of a monster stomped into the park's</u> <u>lake.</u>

Student Practice Sheet

Make our writing precise by adding an "es" to make nouns plural

7

In the yard by the tree stump, there were two axes. My dad and I

walked over to the stump and he handed me one. The bushes and

trees began to shake, but we were ready for whatever was coming.

The news had put out sketches of the monster but this would be the

first time we would see it up close.