

Name: _____ Date: _____

THIRD GRADE – MATH (MATH3_6)

1. You are in an apple bobbing contest. There are only 16 apples left in the tub: 9 are red, 5 are green, and 2 are yellow.

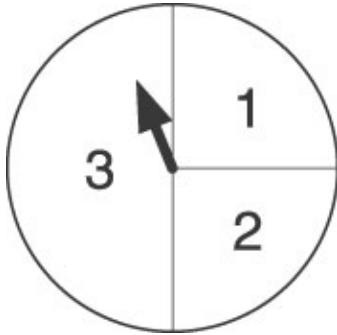


If you close your eyes and bob for an apple, what color apple are you LEAST likely to get?

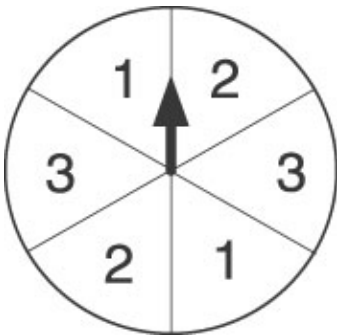
- A. yellow
- B. green
- C. red
- D. The chances are all the same.

2. Ted is making a game with spinners. The winner will be the person who spins a 1 the most in 20 turns. Which spinner is MOST LIKELY to land on 1?

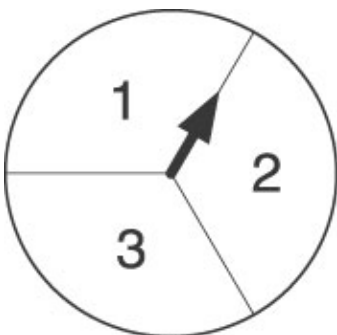
A.



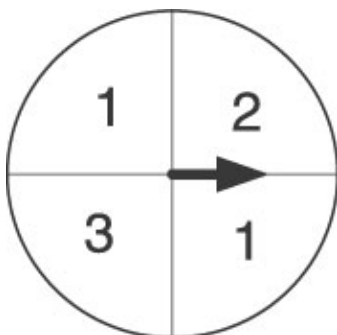
B.



C.



D.



3.

Use the information in the box below to answer this question.

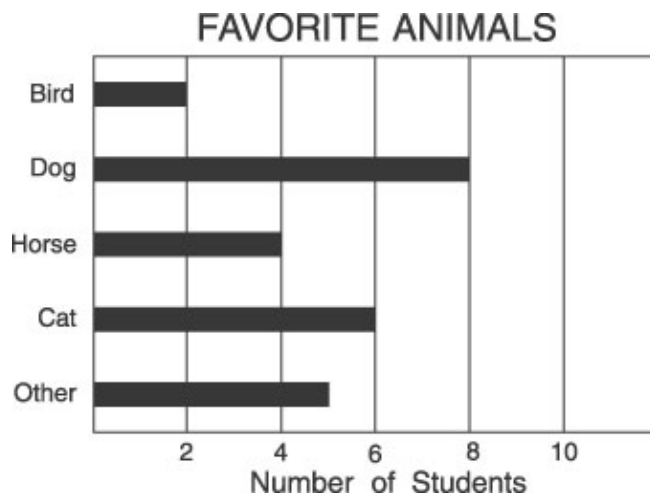
Favorite Toy

Toy	Number of Votes
Action figures	III III III
Stuffed animals	III II
Dolls	III III III
Video games	III III III III
Building blocks	III I
Cars, trucks, and trains	III III

Which statement about the voting is true?

- A. Stuffed animals and action figures received the fewest number of votes.
- B. Dolls and action figures received the most votes.
- C. Most children voted for dolls and building blocks as their favorite toys.
- D. Video games and dolls received the most votes.

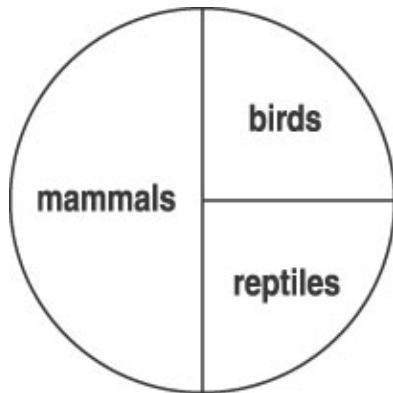
4. Ms. Avola's class took a survey about their favorite animals. The graph below shows the results.



How many more students chose dogs than cats?

- A. 2 more students
- B. 4 more students
- C. 6 more students
- D. 14 more students

5.
Use the circle graph below to answer this question.







How many animals out of 100 were birds?

- A. 4
- B. 25
- C. 50
- D. 90

6.
Use the pictograph below to answer this question.

Boxes of Books

Mrs. Jones	
Mr. Smith	
Miss Collins	
Mrs. Plum	

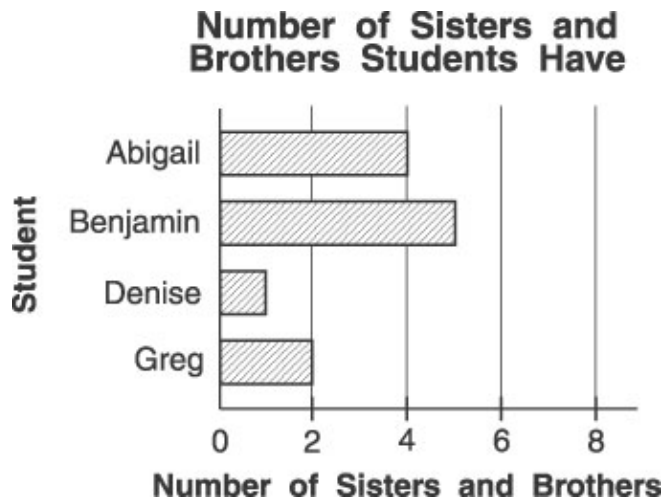
Key:  = 1 box with 10 books

Which two teachers have a total of 80 books?

- A. Mrs. Jones and Mr. Smith
- B. Mrs. Jones and Mrs. Plum
- C. Mr. Smith and Miss Collins
- D. Mr. Smith and Mrs. Plum

7.

Use the graph below to answer this question.



How many more sisters and brothers does Abigail have than Greg?

- A. 4
- B. 3
- C. 2
- D. 1


8. Pretend that you put these cards into a bowl and picked out one card without looking.



Which is MOST LIKELY the number you picked?

- A. 1
- B. 2
- C. 3
- D. 4

9. Look at this spinner.

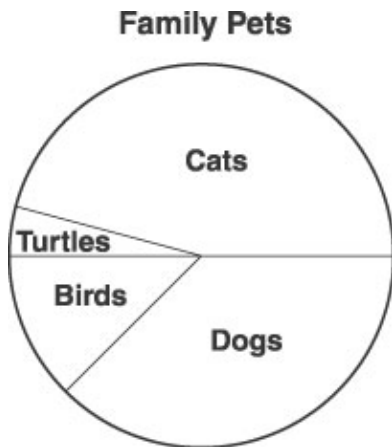


Who has the greatest chance of winning?

- A. Cleo
- B. Don
- C. Alice
- D. Ben

10.

Use the circle graph below to answer this question.






According to the circle graph, which family pet is LEAST popular?

- A. dogs
- B. birds
- C. cats
- D. turtles

11. According to the graph, how many students buy spaghetti for lunch?

What Students Do For Lunch




Bring Lunch From Home	
Buy Tacos	
Buy Spaghetti	
Buy Subs	


Key:  = 10 students

- A. 20
- B. 25
- C. 30
- D. 40

12. How many students ride the bus?

How Students Get to School

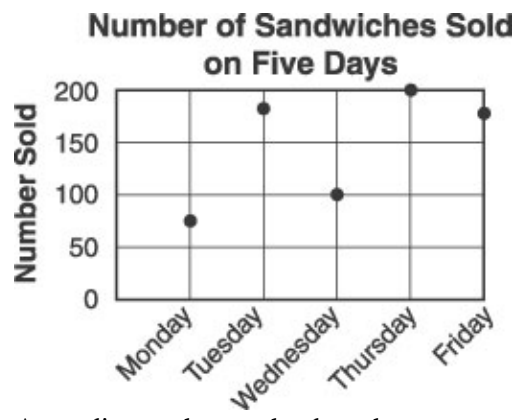
Ways to Travel	Number of Students
Walk	
Ride in Bus	
Ride Bikes	
Ride in Cars	

 = 2 students

- A. 2
- B. 5
- C. 6
- D. 10

13.

Use the graph below to answer this question.







According to the graph, about how many sandwiches were sold on Tuesday?





- A. 100
- B. 150
- C. 180
- D. 200

14. Jim is finishing this graph for his class. How should he show that 8 students ride in cars?

How Students Get to School

Ways to Travel	Number of Students
Walk	
Ride in Bus	
Ride Bikes	
Ride in Cars	

 = 2 students

- A. 
- B. 
- C. 
- D. 

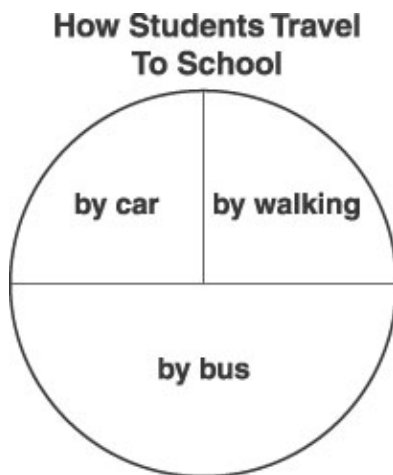
15. Jody has a bag filled with pennies, nickels, dimes, and quarters. She takes one out, writes down the name of the coin, and puts it back. She does this seven times. Here is her record.

1. nickel
2. dime
3. dime
4. penny
5. dime
6. nickel
7. dime

Based on her record, there is probably more of which kind of coin in the bag?

- A. pennies
- B. nickels
- C. dimes
- D. quarters

16. The graph below shows how students in Miss Traver's class get to school.

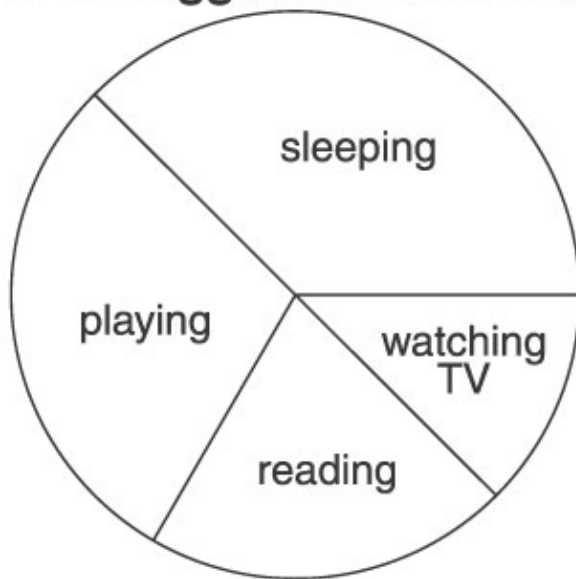


Which is true?

- A. The number of walkers and bus riders are about the same.
- B. There are about twice as many bus riders as walkers.
- C. More students walk than ride the bus.
- D. More students travel by car than ride the bus.

17. The circle graph below shows how Reggie spent a vacation day.

One of Reggie's Vacation Days

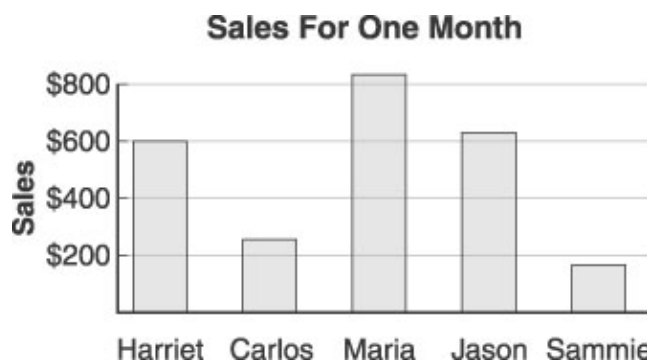


What did Reggie spend the LEAST amount of time doing?

- A. playing
- B. reading
- C. sleeping
- D. watching TV

18.

Use the graph below to answer this question.



According to the graph, which person's sales were closest to \$400 for the month?

- A. Harriet
- B. Carlos
- C. Jason
- D. Sammie

19. Joe, Sue, Bob, and Kim ran in the Field Day Race. The table below shows their times.

Field Day Race

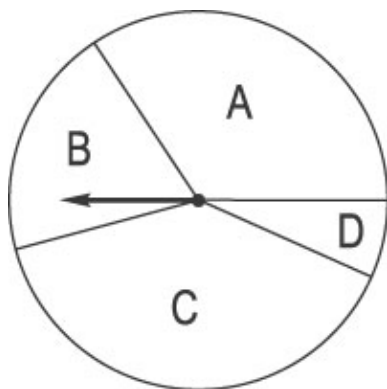
Name	Time
Joe	32 Seconds
Sue	37 Seconds
Bob	29 Seconds
Kim	23 Seconds

Who ran the fastest?

- A. Joe
- B. Sue
- C. Bob
- D. Kim

20.

Use the spinner below to answer this question.



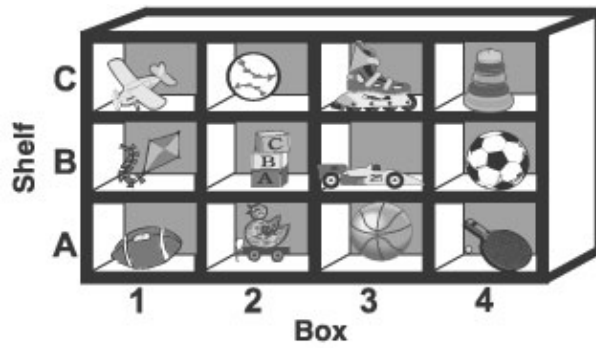
If you spin the spinner 100 times, which section will the needle probably land on most often?





- A. section A
- B. section B
- C. section C
- D. section D

21. If Amy flips a quarter and it lands heads, when she flips it again it will

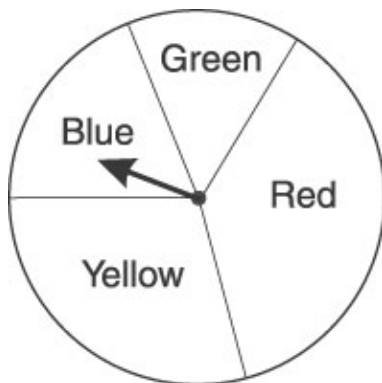
- A. probably be tails.
- B. probably be heads.
- C. definitely be tails.
- D. have an equal chance of being heads or tails.

22. Which toy is in box 1 on shelf B?



- A. 
- B. 
- C. 
- D. 

23. This is a spinner for a game.

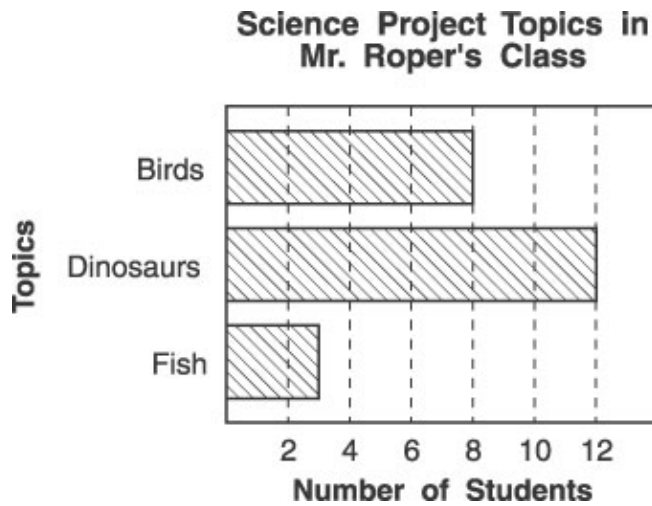


Which color are you most likely to spin?

- A. blue
- B. green
- C. yellow
- D. red

24.

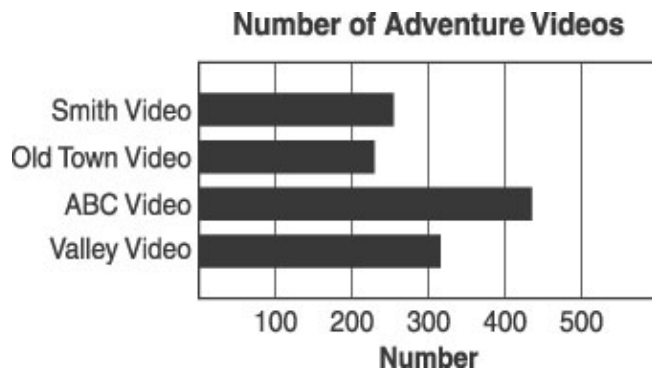
Use the graph below to answer this question.



Which problem could you solve from the data shown in the graph above?

- A. How many more girls did projects on dinosaurs than boys?
- B. How many students started the projects but never finished them?
- C. How many more dinosaur projects were there than fish projects?
- D. How many fish projects described more than 3 fish?

25. The graph below shows how many adventure movies that four video stores have.



Which video store would be most likely to have the adventure video you want to see?

- A. ABC Video
- B. Old Town Video
- C. Smith Video
- D. Valley Video

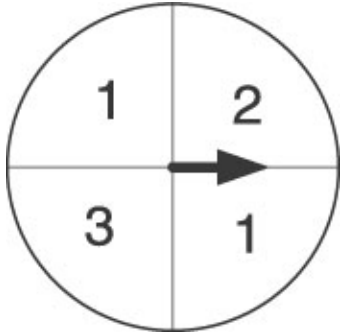
Copyright (c) 2002 by The Riverside Publishing Company. All Rights Reserved.

THIRD GRADE – MATH(MATH3_6)

(Answer Key)

1. yellow

2.



3. Video games and dolls received the most votes.

4. 2 more students

5. 25

6. Mr. Smith and Mrs. Plum

7. 2

8. 2

9. Cleo

10. turtles

11. 25

12. 10

13. 180

14.



15. dimes

16. There are about twice as many bus riders as walkers.

17. watching TV

18. Carlos

19. Kim

20. section C

21. have an equal chance of being heads or tails.

22.



23. red

24. How many more dinosaur projects were there than fish projects?

25. ABC Video